



JCT-3 Sample Gas Compressor Cooler

JCT
Analysentechnik



Gas Sampling
Probes

Heated Sample
Lines

Sample Gas Coolers

Condensate
Treatment

Accessories

Gas Conditioning
System

Sample Gas
Converters

APPLICATION

- Extractive gas analysis
- Emission and process monitoring
- Continuous drying of sample gas to a precise low and constant outlet dew point
- Minimises water vapour cross sensitivities and volumetric errors

BENEFITS

- Extremely precise long-term stable dew point even under varying loads
- High flow rates and high water vapour dew points possible
- Easy to change heat exchangers
- Continuous condensate removal
- Low maintenance operation
- Easy to maintain design

FEATURES

- Proven and reliable technology
- Performance optimised construction
- High performance heat exchanger
- Heat exchanger material PVDF, Duran glass or stainless steel
- One to four independent gas paths
- Proportional temperature controller
- Digital temperature indication
- Integrated condensate pump
- Status contact

TECHNICAL DATA

Model

JCT-3

Description	sample gas compressor cooler							
Cooling principle	compressor cooling							
Number of heat exchangers / Gas paths	1 / 1 (mono)			2 / 2 (mono)			2 / 4 (dual)	
Material heat exchangers	PVDF	Duran glass	SS316	PVDF	Duran glass	SS316	PVDF	SS316
Operation								
Max. gas flow rate* [NI/hr]	250	300	500	2 x 250	2 x 300	2 x 500	4 x 125	4 x 150
Max. gas inlet temperature* [°C]	140	160	180	140	160	180	140	180
Max. gas inlet dew point* [°C]	70	65	80	70	65	80	70	80
Gas outlet dew point	3°C							
Dew point stability (for constant inlet conditions)	±0,3K							
Ambient temperature	+5° to +45 °C							
Cooling capacity	300 W							
Temperature alarm limits	< 0 / > +10 °C							
Operating pressure with condensate pump	0,2 to 2,2 bara							
Max. operating pressure without condensate pump [bara]	2,5	2,0	160	2,5	2	160	2,5	160
Ready for operation	< 20 min							
Pressure drop at 100 NI/hr	6 mbar							
Construction								
Dimensions over all (W x H x D)	450 x 300 x 300 mm							
Installation	stand alone or wall mounting							
Mounting position	horizontal							
Weight	21 kg						23 kg	
Housing / Colour	sheet steel 1,5 mm, powder coated / RAL 7035							
Dead volume per gas path	67 ml						2 x 50 ml	
Connection sample gas inlet	PVDF and 1.4401: 6 mm tube; glass: GL14 with hose connection							
Connection sample gas outlet and condensate outlet on top (standard)	PVDF: PVDF hose fitting DN 4/6; 1.4401: 6 mm tube; glass: GL14 with hose connection							
Connection condensate outlet at the bottom (on request)	PVDF and 1.4401: 12 mm tube; glass (only Mono available): GL18 with hose connection							
Protection class	IP 20 (EN 60529 / EN 61010)							
Approvals / Signs	CE							
Electrics								
Power supply	220 to 240 VAC 50/60 Hz or 100 to 115 VAC 50/60 Hz							
Power consumption (depending on load and ambient temperature)	300 VA							
Connection power / Status signal	2,3 m cable, open ends							
Fusing	external on installation site, fuse characteristic C: 230 VAC 6 A; 115 VAC 10 A							
On time	100 %							
Temperature indication	digital							
Status contact	volt free changeover contact max. 230 VAC / 2 A min. 5 VADC / 5 mA							

* Results from the effective cooling capacity at 25 °C ambient temperature and 3 °C outlet dew point and can be influenced by further operational parameters

ORDER CODE

JCT-3 Grand Class

Basic Unit	Housing rear panel mounting with 1 gas heat exchanger	1																		
	Housing rear panel mounting with 2 gas heat exchangers	2																		
	Housing 19" rack mounting with 1 gas heat exchanger	5																		
	Housing 19" rack mounting with 2 gas heat exchangers	6																		
Gas heat exchanger 1	1 Mono PVDF gas heat exchanger																			1
	1 Mono SS316 gas heat exchanger																			2
	1 Mono Duran glass gas heat exchanger																			3
	1 Dual PVDF gas heat exchanger																			4
	1 Dual SS316 gas heat exchanger																			5
Gas heat exchanger 2	Without gas heat exchanger																			0
	1 Mono PVDF gas heat exchanger																			1
	1 Mono SS316 gas heat exchanger																			2
	1 Mono Duran glass gas heat exchanger																			3
	1 Dual PVDF gas heat exchanger																			4
	1 Dual SS316 gas heat exchanger																			5
Condensate pump	Without condensate pump JSR-25																			0
	1 Condensate pump JSR-25																			1
	2 Condensate pumps JSR-25																			2
	3 Condensate pumps JSR-25																			3
	4 Condensate pumps JSR-25																			4
Power supply	230 VAC 50/60 Hz																			1
	115 VAC 50/60 Hz																			3
Options	Standard version																			X
	Special version (on request)																			1

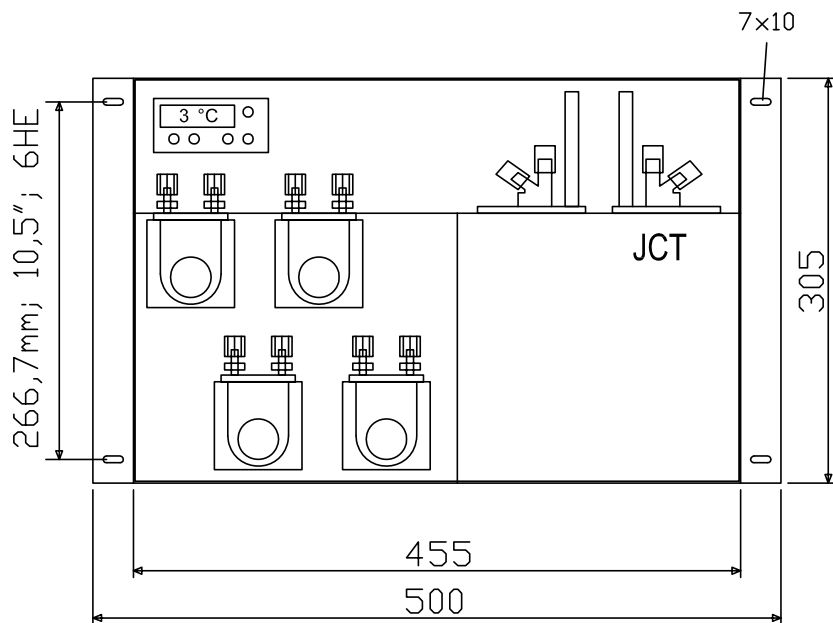
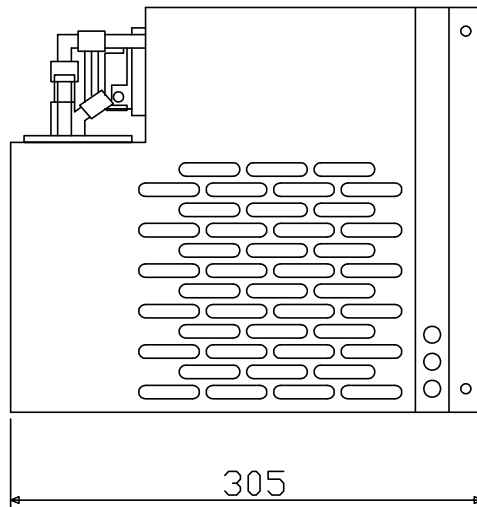
Order code

JCT-3.




DIMENSIONS

Dimensions in mm



Gas Sampling Probes



Heated Sample Lines



Sample Gas Coolers



Gas Conditioning Systems



NOx Converter



and solutions for

